



Terre des hommes

Let's protect children together

SOCIAL REPORT

2021

S U M M A R Y

METHODOLOGICAL NOTE

In the second edition of the Social Report in accordance with recent ministerial guidelines, Terre des Hommes Italia has made an even greater effort to make the results achieved in Italy and around the world more rigorous and evident. Consequently, for each of the four strategic intervention axes, not only the number of different categories of people reached were described in as much detail as possible, but also the activities implemented, the type of specific support made available to them and, finally, the change in their lives in terms of access to fundamental human rights. At this level of detail, again within the sections dedicated to each of the four strategic axes, there are in-depth fact sheets on the most exemplary projects that characterised its activities in 2021.

As always, there is no shortage of relevant information on Advocacy, Communication and Fundraising activities, together with the differences in values compared to the previous year and details of the sources of funding and investment destinations, aiming to achieve maximum transparency.

Once again this year, all country projects have been described using a map showing the Sustainable Development Goals (SDGs) to which they contribute, but with greater focus on the correspondence to the sub-targets and related indicators, through a more structured process of collecting and analysing project data.

The objective of this collection was to break down the complexity of the organisation's work into its minutest details in order to recompose and regroup it for an interpretation of the data according to both the organisational and global targets.

It was decided to use an evaluation of outcome harvesting as the results collection method. This is an ex-post stakeholder-centred methodology that the UNDP (United Nations Development Program) defines as "an evaluation approach which, unlike other methods, does not measure progress towards predetermined results, but rather collects evidence of what has been achieved and works backwards to determine if and how ... [ETS] have contributed to the change".

The 2021 Social Report of Terre des Hommes Italia was prepared in accordance with the "Guidelines for the preparation of Social Reports by Third Sector entities pursuant to Art. 14 Paragraph 1 Italian Legislative Decree 117/2017". The inspection body certified with a report dated 27 May 2022 that the Social Report was drawn up in accordance with ministerial guidelines. The Social Report was approved by the Board of Directors on 27 May 2022. The statutory audit of the Economic and Financial Report 2021 was entrusted to Ria Grant Thornton S.p.A. and the report is available at www.terredeshommes.it. The auditor's report on the economic balance sheet is also available on the same site.

Christian Elevati, Founder of Mapping Change

FONDAZIONE TERRE DES HOMMES ITALIA ONLUS

Via Matteo Maria Boiardo 6 - 20127 Milano (Italia)
Tel. +39 02 28970418 - Fax +39 02 26113971
www.terredeshommes.it - info@tdhitaly.org
Membro della Terre des Hommes International Federation

DONATIONS

- » Credit transfer on Monte dei Paschi di Siena
- » IBAN IT37E0103001633000063232384
- » Online www.terredeshommes.it/cosa-puoi-fare-tu/donare
- » Direct Debit
- » for informations: toll-free number 800130130, from monday to friday, 9:00 am - 1:00 pm and 2:00 pm - 6:00 pm

SOCIAL REPORT SUMMARY 2021

Editing: Rossella Panuzzo
Supervision: Paolo Ferrara
Graphics: Eva Scaini
Layout: Marco Binelli
Translations: Translators without Borders
Print: Graphicscalve S.p.A. – Valminore di Scalve (BG)
Cover photo: Michel Fakhoury
Photos: Anna Maria Bruni, Michel Fakhoury, Andrea Frazzetta, Paolo Ghisu, Sara Melotti, Stefano Stranges

Printed on ecological paper,
made with cellulose coming from
FSC-certified forests, bleached
with chlorine-free methods.

Printed in September 2022



LETTER FROM THE PRESIDENT AND THE GENERAL MANAGER

Can numbers truly encompass all the work carried out by Terre des Hommes in 2021?

Possibly not; however, it is undeniable that after two years of pandemic, and in the face of an international scenario increasingly shrinking civil society space and humanitarian interventions, we never expected that our Social Report could depict such wealth of interventions, fruit of the passion, competence and courage of community workers, who never paused, even in the most dramatic moments of this crisis.

Numbers may not truly and fully convey all that we were able to achieve but, far from being cold, today they seem to want to remind us of the stories of each of our beneficiaries as well as our colleagues' emotions and perseverance, as they carried out their daily work.

For each one of the over 20,000 malnourished children under the age of 5 who received supplements or nutritional support, or the 23,914 women who received supplements such as iron and folic acid, early childhood nutrition counselling, and dedicated breastfeeding and baby kits.

For the almost 5,000 girls and young women, victims of gender-based violence, supported through medical and psychological care, or legal assistance, but, most of all, with the knowledge of being protected.

For hundreds of minors who made mistakes and were deprived of their freedom who, instead of being left in apathy, forgotten by their own families, were able to benefit from psychological and educational support for a real social reintegration with their own personal life project.

Or for each of the thousand girls and young women who, thanks to Terre des Hommes, have been able to attend school, even in emergency situations or in a foreign land, after being forced to flee their homes due to war or poverty.

However, each number tells a lot more. There is the will to challenge consolidated taboos and ancestral discrimination, by distributing condoms to tackle AIDS or sanitary pads for girls, so that they can go to school even when they are on their period. There is a desire to give dignity and rights to minors by guaranteeing their civil registration; the right to food, no longer distributing pre-packaged parcels, but granting families the freedom and dignity to make their own choices, through pre-paid cards. There is the determination of not leaving behind the thousand unaccompanied foreign minors arriving in our country, and offering them psychological support. In addition, there is the ability to envisage different solutions, like host families, even in a country like Haiti, where orphanages were historically the only option for abandoned children or children living in poverty.

We could carry on for hours, trying to tell the stories of each and every one of the one million and sixty thousand people, mostly children, girls and teenagers, supported by us. But in this short space left, we would like to conclude by reminding you that this result is no doubt the fruit of the commitment of all the staff and volunteers of Terre des Hommes, and their ability to step up and always accept new challenges, but it is also the testimony of the trust that all of you placed in Terre des Hommes: institutions, international donors, media, companies, foundations, supporters, friends and ambassadors.

Only together we can achieve great results and we can really think of changing this world, into one without barriers, without discrimination and without leaving anyone or anything behind.

We continue and will continue to believe so, as the sons and daughters of this unique land of men and women that is our planet.



Donatella Vergari, President



Paolo Ferrara, General Manager of the Terre des Hommes Foundation

WHO WE ARE

**TERRE DES HOMMES ITALY
WAS FOUNDED IN 1989 AND BECAME
A FOUNDATION IN 1994. IT IS PART OF THE
TERRE DES HOMMES INTERNATIONAL FEDERATION,
MADE UP OF 9 NATIONAL ORGANISATIONS
SHARING THE SAME MISSION AND VISION.**

© Andrea Frazzetta

OUR PROMISE

To protect children from all forms of violence or abuse, to ensure every child's right to health, education and life without any religious, ethnic, political or gender discrimination.

OUR VISION

For every child, a childhood. Every young person empowered. Every community engaged.

OUR MISSION

We fight:

- to ensure that child and youth rights are put into practice
- to protect children and youth from harm, even in the most difficult circumstances
- to influence agendas and strategies that affect children and youth at all levels

We strive:

- to guarantee all children and youth enjoy a life free from violence, exploitation and discrimination
- to empower children and youth as actors of change to actively shape societies, structures and mindsets
- to achieve sustainable systemic change for children, young people and future generations

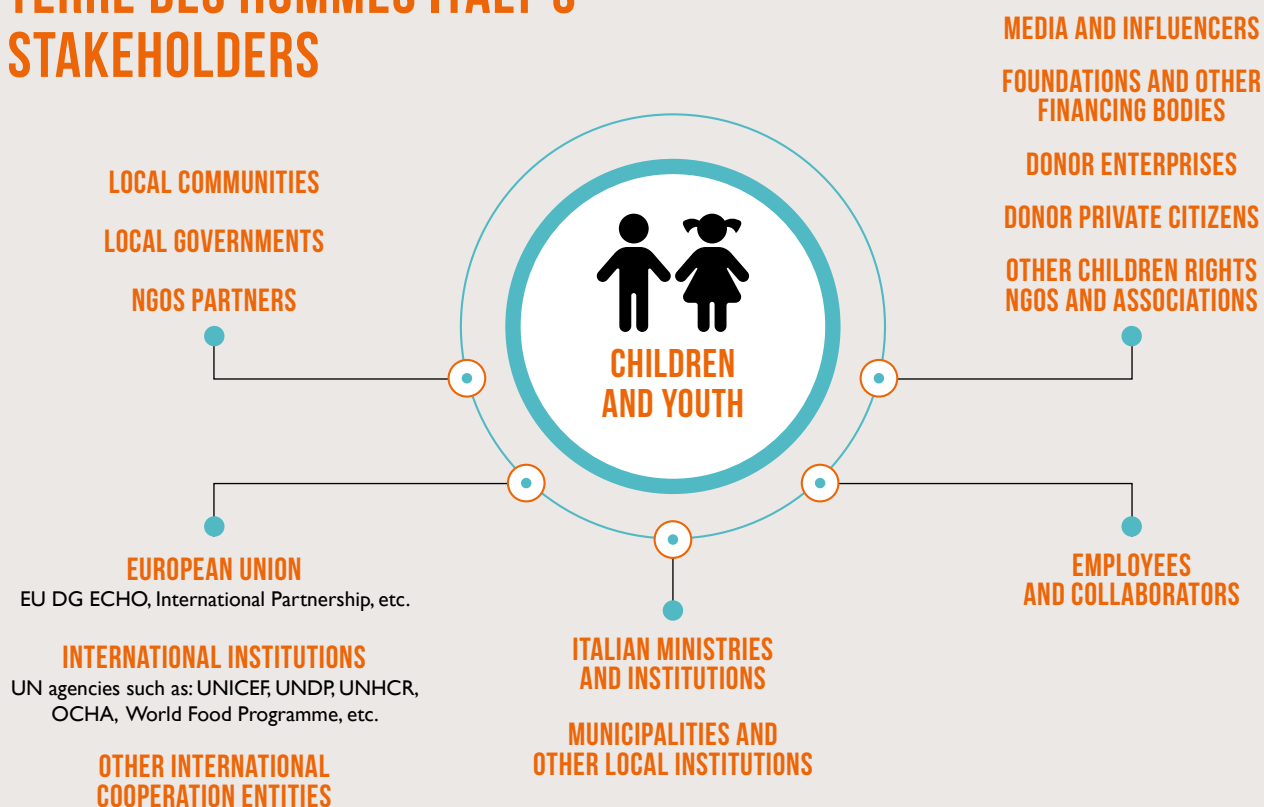
We mobilize:

- to involve all relevant actors, from local to global, in the solutions we seek
- to engage partners, expertise and resources in creating environments in which children and youth thrive
- to build capacity for the protection of children and youth and the implementation of their rights

OUR VALUES

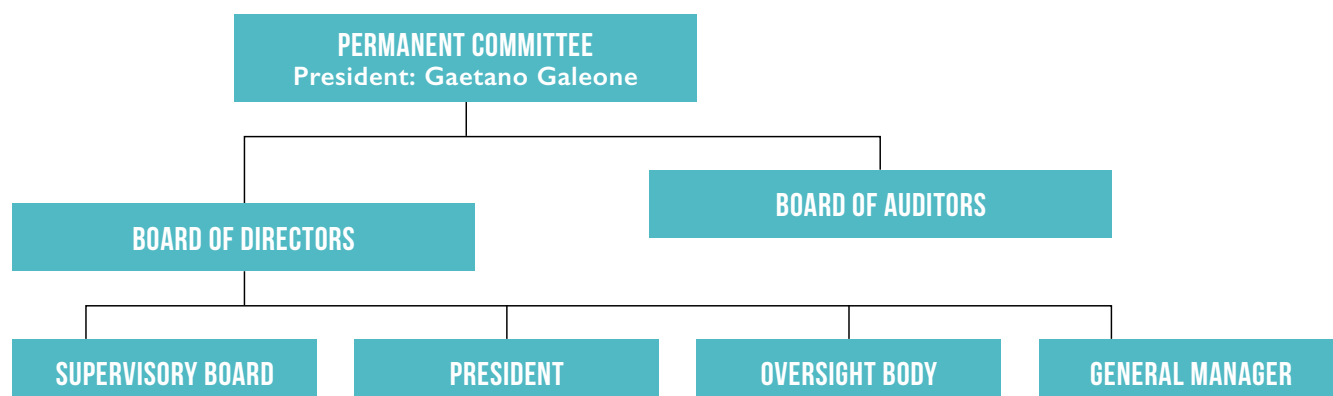
- Children's rights as a driver for action.
- Impartiality, neutrality and independence of humanitarian action.
- Gender parity and equal opportunities.
- Respect of local cultures and promotion of local resources.
- Honesty and transparency in communication and in fund management.
- Expertise, militancy and professionalism of partners and operators.
- Concreteness and sustainability of aid.
- Promotion of civil and youth participation, active volunteering.

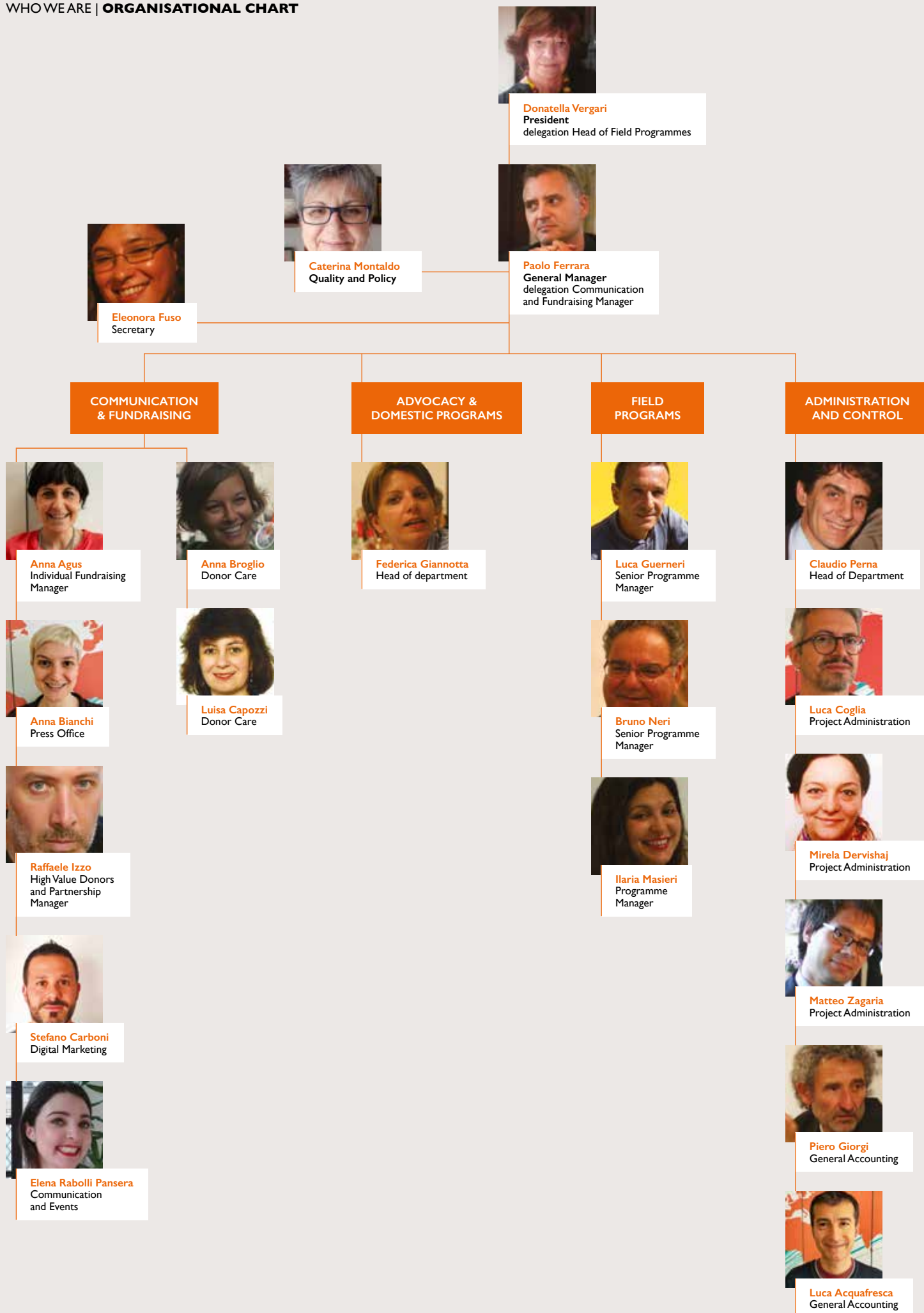
TERRE DES HOMMES ITALY'S STAKEHOLDERS



THE GOVERNANCE OF TERRE DES HOMMES ITALY

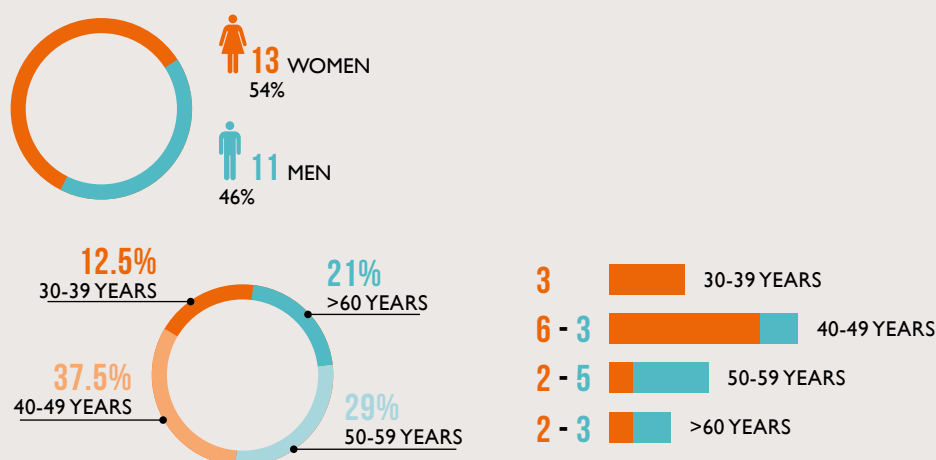
© Sara Melotti





HEADQUARTERS STAFF

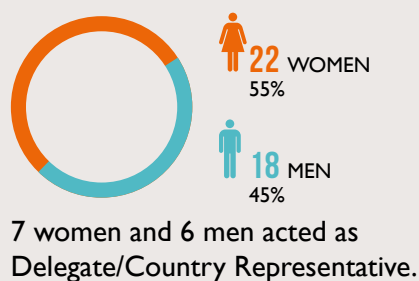
24 PEOPLE



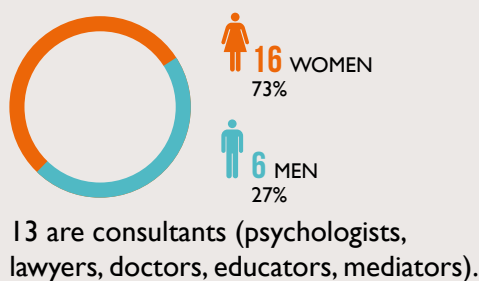
We thank the many volunteers who in various forms contributed to our activities both at headquarters in Italy, and around the world.

PERSONNEL EMPLOYED IN THE PROJECTS

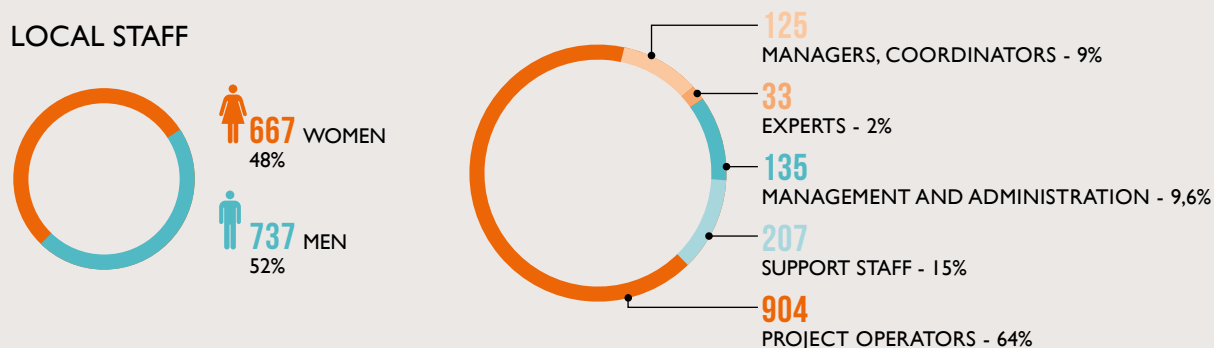
EXPATRIATE STAFF



COLLABORATORS ITALY



LOCAL STAFF



- Among the local staff, two women and two men acted as Delegate/Country Representative.
- The personnel involved in project activities (operators, teachers, animators, social workers, etc.) accounted for 73%, including 125 managers and coordinators of activities, equally divided between men and women.
- In addition to these, there were experts (2%) and support staff (15%).
- Women remain the majority among project workers.
- Staff dedicated to management and administration amounted to 135 persons (9.6%).

2021: OUR EXPERIENCE IN A SNAPSHOT

IT WAS A VERY DIFFICULT YEAR FOR MILLIONS OF PEOPLE ACROSS THE WORLD

On the one hand, we began to witness the dramatic consequences of the pandemic on society. On the other, longer-term trends such as growing inequality in the distribution of resources and climate change are causing devastating effects, especially in the poorest countries of the world. Our response was immediate and in-depth, with an increasing focus on what we consider to be priority areas, namely protection, education, health and nutrition and gender equality.

POINTS OF REFERENCE FOR PROTECTION

Violence and exploitation are more likely to be present in emergencies and in the context of extreme poverty; this is why we have taken action by protecting an ever-increasing number of children who are extremely vulnerable, being displaced, disabled or in conflict with the law.

EDUCATION: THE KEY TO FREEDOM

We turned our focus on inclusiveness – especially in regard to disabled children – as well as integration and the furthering of pupils' education even in times of war or during a pandemic.

THE IMPORTANCE OF HEALTH AND NUTRITION

We also put the well-being of newborns, younger children and their mothers first and foremost, by fighting against the dramatic consequences of climate change and Covid-19, which plunged millions of people into a food crisis of tragic proportions.

GENDER EQUALITY FOR A FAIRER WORLD

For us, this represents a cross-sector concept that guides each and every one of our projects and actions: once again, we have challenged discriminatory or violent traditions and situations that have been accepted for far too long, especially towards girls and young women.

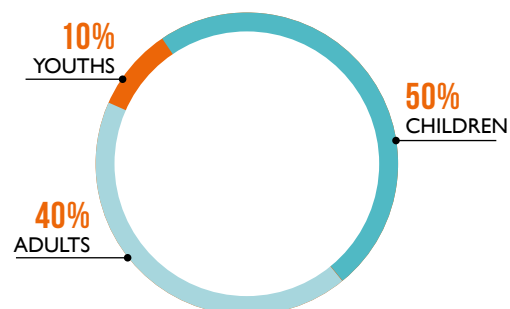
In the pages that follow, we share emotions and stories.

We wanted to showcase the results, the long-term impact of our work – how we have changed the lives of thousands of boys and girls, young men, young women and their families for the better – and some projects that clearly voiced our good intentions, as well as the images and stories gathered as evidence of what has been a very challenging year. A year that, for Terre des Hommes Italy, also marks a significant increase in terms of the funds raised and of our commitment to this cause, both in Italy and across the world.




OUR BENEFICIARIES

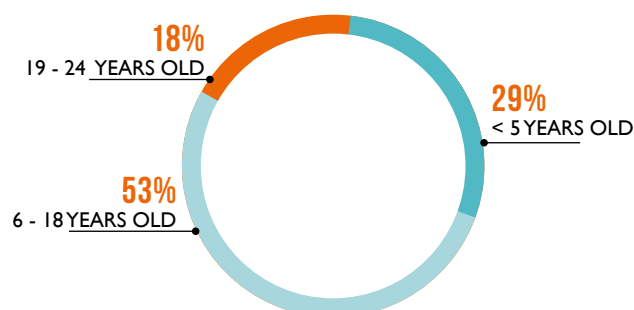
DIRECT BENEFICIARIES

1,060,337 INDIVIDUALS  **56%**  **44%** | **115,395** HOUSEHOLDS | **1,517** ORGANIZATIONS







CHILDREN AND YOUTHS


527,923 CHILDREN  **51%**  **49%**
188,056 OF WHOM UNDER 5 YEARS OLD 



112,701 YOUTHS  **72%**  **28%**

ADULTS AND HOUSEHOLDS

419,713 ADULTS  
 **59%**  **41%**

115,395 HOUSEHOLDS 
2,506 SINGLE PARENT (2%)
 46% OF WHOM SINGLE MOTHER (1.100)
12,969 HOUSEHOLDS WITH MORE THAN 4 CHILDREN (11%)

4,482 TEACHERS AND EDUCATORS

2,842 HEALTH OPERATORS

2,606 COMMUNITY OPERATORS, ANIMATORS, ETC.

620 GRASSROOT COMMUNITY ORGANIZATIONS, COMMITTEES

INDIRECT BENEFICIARIES

2,911,438

METHOD OF CALCULATION: WE CONSIDER THE AVERAGE HOUSEHOLDS COMPOSITION AND/OR THE NUMBER OF STUDENTS IN THE SCHOOLS WHERE WE INTERVENE, BUT ALSO THE RESIDENT POPULATION IN THE INTERVENTION AREA, PARTICIPANTS IN AWARENESS-RAISING SESSIONS, AND ESTIMATED FUTURE BENEFICIARIES OF THE SERVICE WE CREATED.

PROTECTION



© Andrea Frazzetta

365 HIGHLY INTENSIVE DAYS THAT YIELDED VITAL RESULTS

WE INCREASED COMMUNITIES' KNOWLEDGE OF CHILD PROTECTION ISSUES

We informed, prepared and improved families' skills and capabilities regarding child protection, with great satisfaction: in fact, on several occasions the response in terms of project participation significantly exceeded expectations.

We also involved the staff of local institutions in charge of protective services more closely: this increased the capacity to define and implement situation reports for services.

WE BETTER UNDERSTOOD SITUATIONS OF RISK AND PROMPTLY RECEIVED REPORTS

Through the many awareness-raising, training, and psycho-social initiatives, we have been able to identify more high-risk situations and receive reports sooner: girls and children who have been abused and exploited, those who have suffered loss and abandonment, those who have been recruited as soldiers or are suspected of having been radicalized today can finally access quality protection services.

WE FIRMLY SUPPORTED VULNERABLE FAMILIES

They received immediate aid and assistance that helped them avoid setting their children on the path to child labour and child marriage. Through training and micro-entrepreneurship support, we helped reduce their vulnerability and improved their social inclusion.

70-80% of the participants in our trainings increased their knowledge of protection issues.

90% of parents and caregivers show greater resilience and knowledge about children's well-being.

After our activities and the opening of safe channels, reports of violence cases increased by **80%**.

62% of cases taken into care had a positive outcome.

80% of vulnerable families helped today manage to cover 50% of the cost of essential goods.

100% of young people with disabilities who took advantage of the training and self-help kits started self-employment activities.

WHAT WE DID THIS YEAR

—> TRAINING AND AWARENESS ON THE RIGHTS OF THE CHILD, GIRLS AND WOMEN, AND HOW TO RECOGNISE AND REPORT ABUSE AND EXPLOITATION, AND GENDER-BASED VIOLENCE.

We reached out and trained 197,944 girls, boys, men and women; 663 operators from the public sectors and of the protection services and staff of partner organisations, teachers and school staff; 122 community leaders who activated 13 community groups and committees for the prevention and of response to violence.

We organised 93 awareness events and campaigns to spread anti-violence messages.

—> TRAINING AND SUPPORT FOR PARENTS AND CAREGIVERS

We provided support individually and in groups 24,885 parents and caregivers from host families and shelters, who also participated in our training courses on parenting and the principles of child protection. In Haiti we worked in support of the program of deinstitutionalization and promotion of family hosting training 127 families.

—> PSYCHO-SOCIAL SUPPORT ACTIVITIES TO REDUCE VULNERABILITY AND IDENTIFY SITUATIONS OF RISK

We reached and involved 92,537 boys, girls, young women and men (including 236 teenage mothers), 634 students and around 4,000 adults in activities aimed at reducing anxiety and distress, improving socialisation, and activating resilience mechanisms.

—> IDENTIFICATION AND REPORT OF CASES OF ABUSE AND EXPLOITATION

We gave support to 46,116 minors and adults, which had access to safe routes to report abuse and exploitation.

We received, evaluated and dealt with 633 reports: the most serious cases have been reported to the authorities. 94 were reports of gender-based violence: 3 led to the report of the culprits.

We trained 59 activists in the communities which, currently play the role of 'guardians' of child protection.

—> PROTECTION AGAINST ABUSE, NEGLECT, EXPLOITATION, OR RISK REPORTS

We followed 15,275 children, boys and girls, until the case is resolved or is transferred to another institution; 452 children with disabilities, who were placed in individualized therapeutic pathways; 688 unaccompanied minors who are orphans or separated from their families; 479 victims of gender-based violence supported with medical and psychological care; 4,362 people, who received legal assistance and counselling.

We helped 3,465 refugee boys and girls obtain birth certificates and identity documents and 3,571 refugees (minors and adults) to legalize documents.

—> INVOLVEMENT OF ADOLESCENTS AND CHILDREN, YOUTH PARTICIPATION

We organized 64 activities, including group discussions, training sessions, cultural initiatives, in which 1,580 adolescents and youth participated; 12 committees and groups collaborated on activities and worked to encourage peer participation.

—> SUPPORTING THE MOST FRAGILE, SUSTENANCE, RESILIENCE

We have responded to basic needs: 93,174 people and 4,367 households received essential goods, and specific aid for people with disabilities; 1,106 people and 455 families in need received financial aid for sustenance through vouchers or cards. 479 children received "Cash for Education" assistance.

We supported 3,118 people, with integrated holistic support through psycho-social activities, primary healthcare, legal counselling and intake; 14,289 people, who were informed about disaster prevention and participated in interventions to improve their ability to respond to stress and shocks.

We enabled 434 "life projects" and individual or group and 32 vocational training courses in various fields for 180 families and 308 individuals, including 64 people with disabilities.

EDUCATION



A YEAR BY THE SIDE OF THOUSANDS OF STUDENTS HAS BROUGHT EXCELLENT RESULTS

WE INCREASED PRESCHOOL AND EMERGENCY ATTENDANCE

An increasing number of girls and boys today have access to an inclusive pre-school education free from any form of discrimination and have improved their skills.

The youngest ones, who could not follow a regular school path, have had access to learning and training opportunities appropriate to their situations.

WE HAVE INCREASED SKILLS AND COMPETENCES

The schools and educational centres we have worked with have material and pedagogical resources for offering adequate school environments: enrolments have increased, absences and dropouts of the most vulnerable students have decreased. The quality of teaching has improved, as have school results.

WE HAVE HELPED CREATE MORE SERENE ENVIRONMENTS

Staff, teachers, students and communities that we have been monitoring closely all work together now to make the school environment more inclusive and enjoyable. In Zimbabwe today, schools are at the centre of community preparedness in preventing and mitigating damage and reducing vulnerability to natural disasters.

MORE THAN 50% of beneficiary boys, girls, and adolescents have improved their performance and school attendance.

REDUCTION of school dropout by **10%** in target schools in one year.

80% of male and female students show significant improvements in relationships with peers and teachers.

91% of Palestinian refugee boys, girls, and adolescents in Lebanon involved in school support programs have improved their grades by the end of the school year.

80% of trained teachers and educators express satisfaction with the courses: 50% demonstrate that they have improved their teaching method.

In 2021, the completion rate for vocational training courses rose. **FROM 68% TO 92%.**

WHAT WE DID THIS YEAR

—→ FOR A BETTER EARLY CHILDHOOD EDUCATION, BY BUILDING A SOLID FOUNDATION FOR LEARNING

We helped:

- **9,597** children, who started or resumed their education
- **14** lab-nurseries, where teaching materials were developed through local, low-cost resources
- **95 educators and 91** mães cuidadoras (educators on the *tagesmutter* model), who learned the principles of preschool education and child protection
- **Mozambique's school system**, by contributing to the establishment of national rules for community nursery schools and alternative offers in preschool education.

—→ SAFER, MORE ACCESSIBLE AND MORE INCLUSIVE SCHOOLS TO FIGHT EARLY SCHOOL DROP-OUT

We supported: **789** teachers, educators, headteachers and school counsellors, in better responding to learning needs; **4,000** parents through events on the importance of the education and inclusion of people with disabilities; **6,455** students and teachers, who received psychosocial support; **33,371** students and teachers, through awareness-raising activities about violence, especially gender-based; **34,294** community members, through information, education, and communication campaigns about the same topics.

We helped build/renovate **51** classrooms, **37** toilet facilities, **4** water wells, **6** houses for teachers, **20** study spaces.

We organised in schools **63** events, seminars and awareness-raising campaigns about safety, natural disaster response and protection from abuse and violence; **12** special operations for better participatory processes.

—→ FORMAL AND INFORMAL EDUCATION, PSYCHOSOCIAL SUPPORT TO AVOID EARLY SCHOOL DROP-OUT

We supported: **37,195** children and teenagers attending formal or informal education paths, remedial courses and programmes for the identification of special needs; **2,871** children and teenagers through psychosocial support activities, for a better psychophysical well-being; **87** children and teenagers with disabilities, who could access formal or informal education and educational support programmes; **1,092** children and teenagers who were left out from all education paths, and who could attend remedial courses and resume their education.

We helped: **25** schools, which were renovated or rebuilt to guarantee the right to education; **1,443** teenage girls, who were provided with reusable sanitary pads, to promote school attendance during their period; **347** teachers and educators, trained in informal education and in the techniques for reinforcing basic skills (reading, writing, counting).

—→ EDUCATION DURING EMERGENCIES

We followed: **48,322** children and teenagers during lockdown through online lessons and by offering internet connection, study resources, informal education; **1,109** Syrian displaced or refugee children and teenagers with disabilities who had gone back to their place of origin and who could start going to school.

We carried out **15** “back to school” campaigns aimed at asking families to send their children back to school, and **227** awareness-raising operations about this issue; **1,317** online resources and sessions for educational or extracurricular activities, also on YouTube channels, Facebook pages, and dedicated websites.

We trained **602** teachers about Coronavirus and infection prevention, as well as **678** teachers about psychosocial methods, violence and abuse, and on how to develop *life skills*.

We helped **209** schools by making them safer through risk maps, emergency and evacuation plans, washbasins, hygiene products, and sanitisation.

—→ TECHNICAL AND PROFESSIONAL TRAINING TO FAVOUR TEENAGERS' AND YOUNG PEOPLE'S ACCESS TO WORK

We carried out **98** vocational courses in Nicaragua.

We supported **61** teachers and trainers, in completing their education, and **48** artisans and young members of communities with on-the-job training during the renovation of schools.

HEALTH AND NUTRITION



© Stefano Stranges

ONE YEAR OF COMMITMENT HAS ENABLED US TO HELP MANY PEOPLE FEEL BETTER

WE IMPROVED THE HEALTH OF MALNOURISHED CHILDREN

Access to malnutrition prevention and treatment services improved substantially: increasingly more and more children receive adequate nutritional support now.

WE SUPPORTED MANY MOTHERS

Nowadays, pregnant and lactating women have services dedicated to them and have guaranteed access to integrated packages at the community level, which improved early childhood nutrition in qualitative and quantitative terms.

WE HAVE HELPED STEM THE CORONAVIRUS

We have been continuing prevention activities, strengthened health services (first aid teams, dedicated hospital departments) and carried out extensive awareness campaigns to help the population prevent the transmission of the virus. The acceptance of the COVID-19 response measures has made it possible to help prepare and implement the vaccination campaign in Libya.

Fewer numbers of malnourished children have left the treatment pathway (**FROM 17% TO 13%**) in Mauritania, where local facilities have improved services.

A higher percentage of parents (**FROM 58% TO 75%**) have been able to identify health problems in their children and have autonomously brought them to treatment facilities.

92% of infants and of children under 5 years old treated for acute and severe malnutrition have completed the treatment and recovered.

There are **2,556** new entries to the supplementary feeding program in Zimbabwe in the Tongogara refugee camp, compared to the 205 foreseen. A sign of increasing difficulties for families but also of greater awareness of the need for adequate nutrition for children.

WHAT WE DID THIS YEAR

—> FIGHT AGAINST MALNUTRITION IN CHILDREN FROM 0 TO 5 YEARS

We helped newborns and children up to 5 years old:

- **2,831** children received adequate care to overcome a state of malnutrition (moderate, acute, or severe with complications);
- **18,966** children received supplements and micronutrients or extra food support to prevent malnutrition;
- **47,207** children were visited to assess any risk of malnutrition.

—> SUPPORT FOR COMMUNITIES TO PREVENT MALNUTRITION AND IMPROVE ACCESS TO FOOD

We supported thousands of pregnant or breastfeeding women:

- **23,914** women received supplements such as iron and folic acid, training, information, advice on feeding in early childhood and dedicated kits for breastfeeding and for newborns;
- **19,503** children were visited to assess any risk of malnutrition;
- **686** women received care and treatment to improve their nutritional status.

We supported:

- **45,531** mothers, fathers and family members were trained on nutrition in early childhood and how to recognize the signs of malnutrition;
- **9,191** vulnerable people with food assistance;
- **64** health centres with equipment and training to provide malnutrition prevention and treatment services.

We have assisted

- **182** street food vendors in Yangon trained in preparing healthy and nutritious food, bringing their total number to **689**;
- **92** women and **51** men in the creation of **46** family gardens, training them on their management.

—> ACTIVITIES TO PREVENT THE TRANSMISSION OF COVID-19 INFECTION

We reached:

- **175,423** people, including **50,257** minors, with information/material sessions on prevention;
- **263** health workers in Libya were trained on how to carry out vaccinations and received positive evaluation at the end of the course.

We supported:

- **1,737** health workers, to whom we have delivered protective equipment;
- **2,147** people in the Tongogara refugee camp in Zimbabwe subjected them to the test: **115** positive cases, **1** death;
- **9,571** patients hospitalized in isolation in COVID wards received material support.

—> HEALTHCARE AND PREVENTION FOR VULNERABLE POPULATIONS

We have assisted:

- **14,546** people belonging to vulnerable groups (refugees, displaced people, migrants), who received health, paediatric, dental, psychological and psychiatric assistance and access to family planning services;
- **1,586** patients for whom the diagnosis required transfer to specialized structures.

In the Tongogara refugee camp in Zimbabwe we are committed against HIV:

- **998** people were tested for HIV;
- **741** women received individual post-test counselling;
- **171** people started antiretroviral therapy;
- **82,412** condoms were distributed to the adult population.

FOCUS ON **INDIFESA**



WE ARE WORKING TOWARDS A FAIRER FUTURE, WHERE GENDER EQUALITY IS A REALITY

© Paolo Ghisu

Terre des Hommes has always supported its three strategic axes of intervention (Protection, Education, Health/Nutrition) with another that permeates all projects: gender equality and the defense of the rights of young and teenage girls. Since 2012, this commitment has become ongoing and increasingly clear thanks to the **indifesa Campaign**, created to defend their right to life, education, protection and participation through concrete measures aimed at breaking the poverty cycle, promoting empowerment and offering better life opportunities. **indifesa** is also an awareness campaign, teaching institutions and the general public about the importance of guaranteeing rights that are too often violated. We illustrate this every year with data and stories in the **indifesa Dossier**.

Many projects in the area of **Protection** are adapted to women, starting with the most vulnerable, heads of households and young mothers.

- We create a line of **support and guidance** for girls, adolescents and women who are victims of abuse and violence, with psychosocial and legal help.
- We carry out **awareness-raising and training activities** on gender rights and issues for the key groups involved: in Iraq, for example, for the police units dedicated to responding to and preventing gender-based violence.
- We create **spaces** where girls, boys, men and women can discuss and report problems related to protection from violence.

To promote **Education** for young and teenage girls, we offer:

- **Individual educational support** for their integration or reintegration into a formal or informal school system.
- **Rights training**: we encourage girls to play an active role in promoting their rights through training courses on communication and the use of social media and digital platforms.
- **Life education and professional training**: we support training for women in general life skills and promote professional growth and female entrepreneurship to facilitate young women's financial independence.

In many countries where we operate, the female population's right to **Healthcare** is rarely respected or even absent, often for socio-cultural reasons. This is why we intervene with:

- **Projects dedicated** to maternal and child health, family planning services, informational campaigns on gender issues, fighting anaemia and period poverty.
- In particularly critical situations, such as in the case of refugees or migrants, we **prioritise** nutrition and healthcare for single women who are the head of the household or caring for unaccompanied minors.

INDIFESA SPACES: SPECIAL PLACES FOR SPECIAL GIRLS AND WOMEN

In 2020, in the middle of the pandemic, we opened the first Spazio **indifesa**, in Parma, called “Consultami” (“consult me”), with volunteers from the city and Association San Martino. We felt the necessity to create a space to help girls and women in difficult situations, or victims of violence. Here, with the territorial organizations, we offer guidance services, free legal and psychological advice, cultural and professional growth activities, dedicated workshops.

In 2021, the psychologists of the centre helped 40 people with personalised consultations (of which 27 women, and 14 minors).

In July 2021 we opened the second Spazio **indifesa**

It is located in the Gallarate district in Milan, in a space which was granted by the Municipality of Milan, and it was created thanks to



a donation from Fondazione Milan. The multifunctional centre takes up the pattern from the district hubs against food waste created by Food Policy Milano and Polytechnic of Milan, alongside with a multi-services area to contrast family

frailty and promote social inclusion. There are a lot of activities aimed towards women: professional training, financial education, guidance to the territorial services, Italian courses for foreign mothers, parenting support, aid activities to teen mothers helped by San Carlo Hospital's SAGA centre, baby parking services and also psychological and legal support, aimed especially towards women and girls.

Since the opening until December 2021, 250 people have benefited from the solidarity market, and 176 people have been helped by Spazio **indifesa** services, with a series of organizations which includes the Italian Red Cross, IBVA, Solidando, STAG, Mammeascuola, Mitades, Global Thinking Foundation, CMD/ Paloma 2000, QUBi, and of course Terre des Hommes.

But we are not stopping here: we are planning the opening of a third Spazio **indifesa**, this time in Southern Italy.



FUNDRAISING 2021

RECOGNISED FOR COURAGE, EARNESTNESS AND CONSTANT COMMITMENT

With the pandemic still ongoing, it has been virtually impossible to make fundraising predictions. Despite this, we have never stopped believing in the value and impact of our initiatives, nor have our donors. This is borne out by the exceptionally positive outcome with which we closed the year: an increase of 40.75% in donations from individuals.

COMPANIES AND FOUNDATIONS: A JUMP IN FUNDRAISING OF ALMOST +50% VS 2020

The year 2021 was the best in the last 10 years for fundraising from companies and foundations, scoring an increase of **46.92%** compared to 2020. Companies appreciate and have been concretely supporting the many projects that we have carried out in Italy; particularly those for dealing with the Covid-19 emergency and for combatting maltreatment and abuse of minors as well as gender-based violence and discrimination. International foundations active in development cooperation have strengthened relationships with our delegations in countries of intervention thanks to the capacities and commitment of the latter.

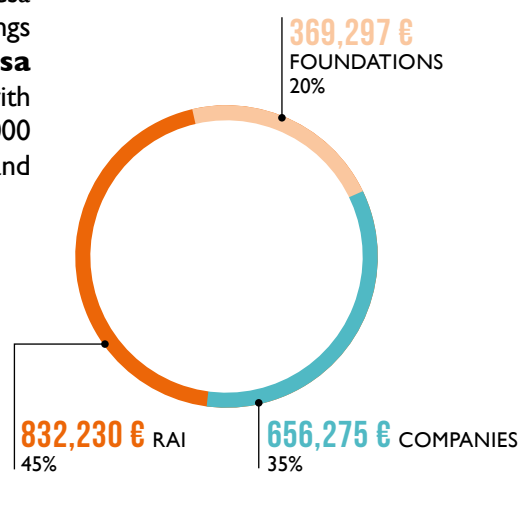
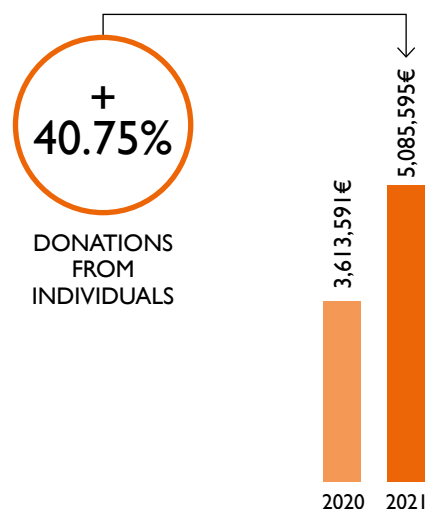
The national tv RAI let us celebrate the 10-year anniversary of the Indifesa Campaign in prime time. We were chosen as the receiver of the winnings of the TV programme “*I Soliti Ignoti VIP*” for the benefit of the **indifesa** projects in Italy and in the world. In addition to giving us great visibility with an wider public, we received an extraordinary donation of over EUR 832,000 as a result. If we add this donation to the fundraising from companies and foundations, the increase compared to 2020 comes to +180%.

2018 833,192 € → +8.76%

2019 479,331 € → -42.47%

2020 624,556 € → +30.30%

2021 1,749,409 € → +180.10%



LIKELIKE EXCELLENT RESULTS FROM THE CHRISTMAS COMPANY CAMPAIGN

Following a noticeable drop in 2020, our Christmas Company campaign, which invites companies to forego giving gifts to employees and customers and instead to allocate the same sum to our solidarity initiatives, has recorded an important increase of 61.8%. Despite a general budget reduction for this type of initiatives, we managed to involve 40 companies, including some new ones. The average donation is generally lower, with very few exceptions.

SLIGHT DECLINE IN OUR 5X1000¹ SHARE

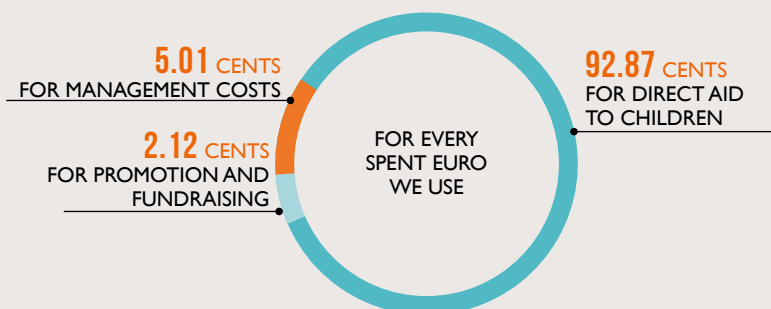
In a year as shocking as 2020, the pandemic and all the realities linked to the health sector have polarised the preference of 5x1000 compared with other emergencies such as poverty and social malaise, which are central to our organisation. As the numbers show: after 2 years of growth, we have experienced a reversal, with a 12.94% drop in terms of amount of donations (from EUR 165,538.32 in 2019 to EUR 144,124.65 in 2020) and 12.33% in terms of choices (from 3,608 in 2019 to 3,163 in 2020).

¹ The 5x1000 is a tax measure that allows taxpayers to allocate a portion of their personal income tax to organisations involved in activities of social interest of their choice.

PERFORMANCE INDICATORS

RESOURCE ALLOCATION INDEX 2021

BENCHMARK FOR ITALY
 (UN-GURU FOR SOLE 24 ORE):
 70% INSTITUTIONAL ACTIVITIES,
 15% PROMOTION AND FUNDRAISING
 10% MANAGEMENT COSTS
 5% OTHER



PROGRAMME EXPENDITURE EURO

24,778,402

+25.2%
compared to 2017

PUBLIC FUNDRAISING EURO

22,638,676

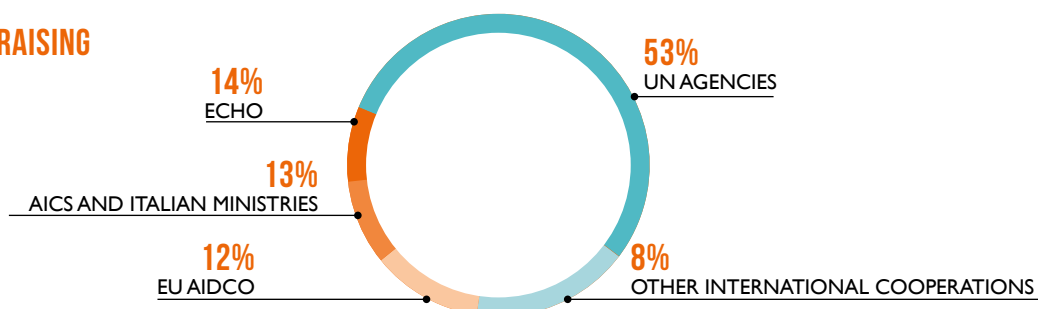
+16.7%
compared to 2017

PRIVATE FUNDRAISING EURO

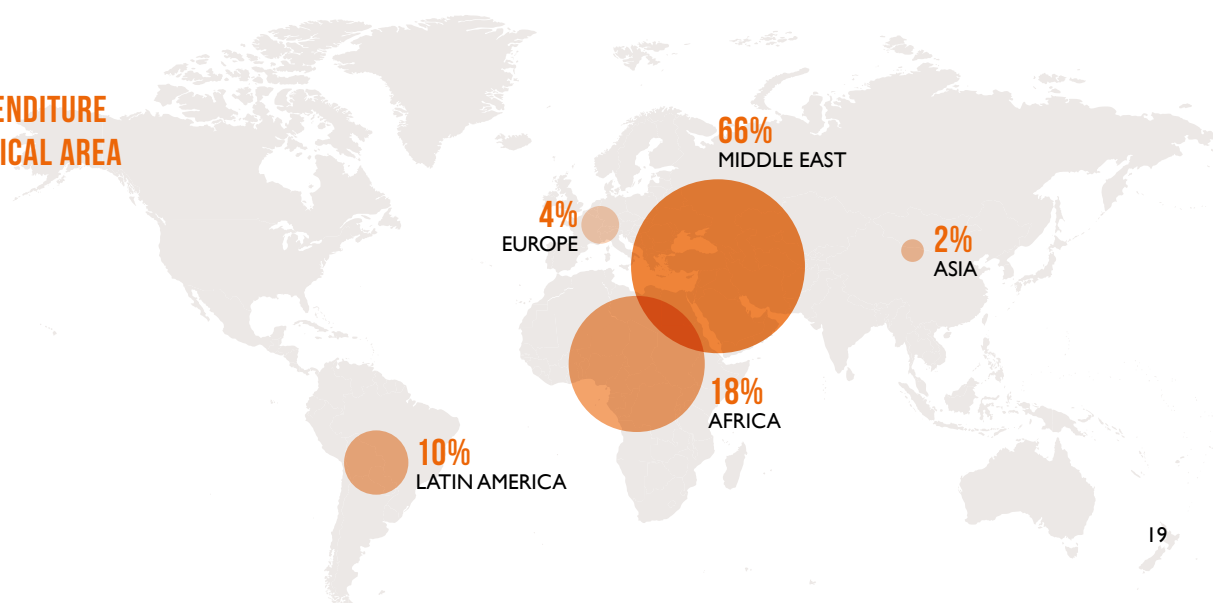
5,085,955

+16.1%
compared to 2017

SOURCE OF PUBLIC FUNDRAISING



PROJECT EXPENDITURE BY GEOGRAPHICAL AREA



SINTESI DEI DATI ECONOMICO-FINANZIARI ECONOMICAL AND FINANCIAL DATA

Bilancio certificato da / Financial statement audited by
Ria Grant Thornton S.p.A.

STATO PATRIMONIALE BALANCE SHEET

ATTIVO - ASSETS

	31/12/2021	31/12/2020
IMMOBILIZZAZIONI - FIXED ASSETS		
Immobilizzazioni immateriali - <i>Intangible fixed assets</i>		
Concessioni, licenze e marchi - <i>Concessions, licenses, trademarks, and similar rights</i>	181	3.050
Immobilizzazioni materiali - <i>Tangible fixed assets</i>		
Terreni e fabbricati - <i>Land and buildings</i>	548.126	707.260
Attrezzature e impianti - <i>Equipment and systems</i>	1.645	7.328
Altri beni - <i>Other assets</i>	1	738
Immobilizzazioni finanziarie - <i>Financial fixed assets</i>		
Crediti verso altri - <i>Receivables due from others</i>	5.086	4.101
Totale immobilizzazioni - <i>Total fixed assets</i>	555.039	722.477
ATTIVO CIRCOLANTE - CURRENT ASSETS		
CREDITI - RECEIVABLES		
Verso enti pubblici - <i>Due from public entities</i>		
- entro l'esercizio successivo - <i>within the subsequent year</i>	7.018.471	7.183.195
- oltre l'esercizio successivo - <i>after the subsequent year</i>	1.636.573	2.199.090
Verso soggetti privati per contributi - <i>Contributions due from private entities</i>		
- entro l'esercizio successivo - <i>within the subsequent year</i>	1.610.722	827.797
- oltre l'esercizio successivo - <i>after the subsequent year</i>	1.514.802	853.340
Verso altri - <i>Due from others</i>		
- entro l'esercizio successivo - <i>within the subsequent year</i>	53.658	909
DISPONIBILITÀ LIQUIDE - CURRENT FINANCIAL ASSETS		
Depositi bancari e postali - <i>Cash and cash equivalents</i>	4.040.981	2.497.732
Disponibilità liquide sedi locali - <i>Cash and cash equivalents, local offices</i>	4.478.953	5.568.234
Denaro e valori in cassa - <i>Cash and other negotiable instruments on hand</i>	8.825	8.248
Totale attivo circolante - <i>Total current assets</i>	20.362.985	18.370.545
RATEI RISCONTI ATTIVI - ACCRUED INCOME AND PREPAID EXPENSES	20.381	27.303
TOTALE ATTIVO - TOTAL ASSETS	20.938.405	19.120.325

PASSIVO - LIABILITIES

	31/12/2021	31/12/2020
PATRIMONIO NETTO - FOUNDATION NET ASSETS		
Fondo di dotazione - <i>Foundation's endowment fund</i>	434.051	434.051
Patrimonio Libero - <i>Unrestricted funds</i>		
riserve di utili o avanzi di gestione - <i>Funds from operating profits or surpluses</i>	776.698	914.614
altre riserve - <i>Other Funds</i>		
- riserva da arrotondamenti all'euro - <i>Funds from Euro alignment</i>	-2	
- riserva da fondi sostegno a distanza - <i>Funds from Child Sponsorship Programs</i>	456.510	456.510
Avanzo/disavanzo d'esercizio - <i>Surplus/deficit for the year</i>	1.272.215	0
Totale patrimonio netto - <i>Total net assets</i>	2.939.472	1.805.175
T.F.R. LAVORO SUBORDINATO - PROVISIONS FOR EMPLOYEE SEVERANCE INDEMNITIES	368.438	379.495
DEBITI - PAYABLES		
Debiti verso altri finanziatori - <i>Due to other lenders</i>		
- entro l'esercizio successivo - <i>within the subsequent year</i>	14.636.141	13.960.806
- oltre l'esercizio successivo - <i>after the subsequent year</i>	2.188.907	2.172.816
Debiti verso fornitori - <i>Trade accounts payable</i>		
- entro l'esercizio successivo - <i>within the subsequent year</i>	564.233	195.849
Debiti tributari - <i>Taxes payable</i>		
- entro l'esercizio successivo - <i>within the subsequent year</i>	53.433	44.466
Debiti verso istituti di previdenza - <i>Due to welfare institutions</i>		
- entro l'esercizio successivo - <i>within the subsequent year</i>	55.149	49.970
Altri debiti - <i>Other payables</i>		
- entro l'esercizio successivo - <i>within the subsequent year</i>	132.632	511.748
Totale debiti - <i>Total payables</i>	17.630.495	16.935.655
TOTALE PASSIVO E PATRIMONIO - TOTAL LIABILITIES AND NET ASSETS	20.938.405	19.120.325

RENDICONTO GESTIONALE

INCOME STATEMENT

RICAVI, RENDITE E PROVENTI DA ATTIVITA' DI INTERESSE GENERALE

REVENUES, RETURNS AND INCOME FROM ACTIVITIES OF GENERAL INTEREST

	31/12/2021	31/12/2020
Erogazioni liberali - Donations	1.896.672	1.679.900
Proventi del 5 per mille - Income from the "5x1000" option	144.125	316.110
Contributi da soggetti privati - Contributions from the private sector	2.325.577	3.301.330
Contributi da enti pubblici - Contributions from public entities	21.551.096	17.812.255
Altri ricavi, rendite e proventi - Other revenues, returns, and income	62.367	15.202
Totale ricavi, rendite e proventi da attività di interesse generale <i>Total revenues, returns and income from activities of general interest</i>	25.979.837	23.124.797

COSTI E ONERI DA ATTIVITÀ DI INTERESSE GENERALE

COSTS AND EXPENSES ON ACTIVITIES OF GENERAL INTEREST

Totale spese locali per progetti - Total local expenditures for projects	22.645.361	19.363.780
Totale Servizi - Total Services	1.037.151	1.328.580
Godimenti beni di terzi - Canoni affitto e locazione - Costs for leases and rentals	11.805	2.417
Personale - Personnel costs	1.724.543	1.806.055
Oneri diversi di gestione - Other operating expenses	76.991	132.877
Totale costi e oneri da attività di interesse generale <i>Total costs and expenses on activities of general interest</i>	25.495.851	22.633.709
AVANZO/(DISAVANZO) DA ATTIVITÀ DI INTERESSE GENERALE <i>SURPLUS/(DEFICIT) FROM ACTIVITIES OF GENERAL INTEREST</i>	483.986	491.088

RICAVI, RENDITE E PROVENTI DA ATTIVITÀ DI RACCOLTA FONDI

INCOME AND REVENUES FROM FUNDRAISING ACTIVITIES

	31/12/2021	31/12/2020
Proventi da raccolta fondi abituali - Income from regular fundraising activities	2.739.568	1.019.684

COSTI E ONERI DA ATTIVITÀ DI RACCOLTA FONDI

COSTS AND EXPENSES ON FUNDRAISING ACTIVITIES

Oneri per raccolte fondi abituali - Expenses on regular fundraising activities	582.123	222.518
AVANZO/(DISAVANZO) DA ATTIVITÀ DI RACCOLTA FONDI <i>SURPLUS/(DEFICIT) FROM FUNDRAISING ACTIVITIES</i>	2.157.445	797.166

RICAVI, RENDITE E PROVENTI DA ATTIVITÀ FINANZIARIE E PATRIMONIALI

INCOME AND REVENUES FROM FINANCIAL ACTIVITIES

	31/12/2021	31/12/2020
Totale ricavi, rendite e proventi da attività finanziarie e patrimoniali <i>Total income and revenues from financial activities</i>	43	58
AVANZO/(DISAVANZO) DA ATTIVITÀ FINANZIARIE E PATRIMONIALI <i>SURPLUS/(DEFICIT) FROM FINANCIAL ACTIVITIES</i>	43	58

PROVENTI DI SUPPORTO GENERALE

GENERAL SUPPORT INCOME

Altri proventi di supporto generale - Other general support income	5.008	9.449
--	-------	-------

COSTI E ONERI DI SUPPORTO GENERALE

GENERAL SUPPORT COSTS AND EXPENSES

Altri Acquisti di supporto generale - Other general support purchases	12.949	13.684
Servizi - Services	355.725	327.797
Godimento di beni di terzi Canoni affitto e locazione - Costs for leases and rentals	10.575	14.434
Personale - Personnel costs	960.620	913.462
Ammortamenti - Amortization and depreciation		
Ammortamento immobilizzazioni immateriali - Amortization of intangible fixed assets	3.231	11.283
Ammortamento immobilizzazioni materiali - Depreciation of tangible fixed assets	30.906	13.730
Altri oneri - Other costs and expenses	6	3.116
Totale costi e oneri di supporto generale <i>Total general support costs and expenses</i>	1.374.012	1.297.506
AVANZO/(DISAVANZO) DA SUPPORTO GENERALE <i>GENERAL SUPPORT SURPLUS/(DEFICIT)</i>	- 1.369.004	- 1.288.057

AVANZO/(DISAVANZO) D'ESERCIZIO PRIMA DELLE IMPOSTE <i>SURPLUS/(DEFICIT) FOR THE YEAR BEFORE TAXES</i>	1.272.470	255
Imposte sul reddito dell'esercizio, correnti, differite e anticipate <i>Income taxes for the year (current, prepaid, and deferred)</i>	255	255
AVANZO/(DISAVANZO) DELL'ESERCIZIO <i>SURPLUS/(DEFICIT) FOR THE YEAR</i>	1.272.215	